



Summer 2020 Reading List

The summer reading list is a **mandatory** activity that will help keep students engaged in reading and continue to develop a love for reading! All assignments are due by the end of the first week of school for a grade. **Students must read 1 novel and complete a project or assignment listed.** Books are organized from easy to enrichment/challenging. Please work with your child to select the most appropriate book. For grades K-1, students may need some help from a parent to read the novel. Finally, extra credit points and special recognitions will be given for students completing iReady lessons for Reading during the summer!

Easier

Average


Advanced/Challenging

Entering Grade Level in Fall 2020	Assignments	Book Title and Author	Book Title and Author	Book Title and Author	Book Title and Author
Kindergarten	Mobile Book Report (plastic hanger)	Kindergarten Countdown by Marjorie Parker 	Off to Kindergarten by Tony Johnson 	The Good Egg by Jory Jon and Pete Oswald 	
First Grade	Paper bag book report	David Goes to School by David Shannon 	The Rainbow Fish 	Howard B Wigglebottom Learns to Listen By Howard Binkow 	
Second Grade	1. Create a Flat Stanley and keep a Journal of everything you do in the summer with him. OR 2. Make a Bucket List for Summer and keep a journal. OR Paper bag book report	The Summer Vacation from the Black Lagoon by Mike Thaler 	Flat Stanley by Jeff Brown 	Second Grade Here I Come by D.J. Steinberg 	Hockey Wars by Sam Lawrence & Ben Jackson 

Third Grade

Video Book Report


**Magic Tree House
Haunted Castle on
Hallows Eve** by Mary
Pope Osborne




**The Case of the Spooky
Sleepover** by James
Preller



Freckle Juice by Judy
Blume



Frindle by Andrew
Clements




Fourth Grade

Paper bag book report

**Magic Tree House
Midnight on the Moon**
by Mary Pope Osborne




**The Ghost Town
Mystery** by Kristen
Larsen



My Brother the Knight
by Laura Driscoll




Charlotte's Web by
Garth Williams




Fifth Grade

Comic Strip


Holes by Louis Sachar




Maniac Magee by Jerry
Spinelli







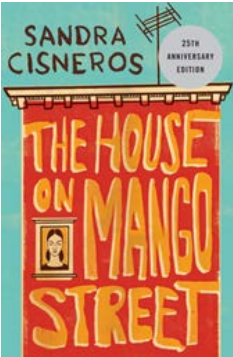



The Dreamer by
Pam Muñoz Ryan



**The Chronicles of
Narnia Lion, Witch,
Wardrobe** by C.S. Lewis



<p>Sixth Grade</p>	<p>Diorama</p>	<p>Messenger by Lois Lowery <small>A COMPANION TO THE GIVER</small></p> 	<p>The Book Thief by Markus Zusak</p> 	<p>Tuck Everlasting by Natalie Babbitt</p> 	<p>Harry Potter (any of the books) by J.K. Rowling</p> 
<p>Seventh Grade</p>	<p>Design a Game Board</p>	<p>Stand Tall by Joan Bauer</p> 	<p>One Crazy Summer By Rita Williams-Garcia</p> 	<p>The House on Mango Street by Sandra Cisneros</p> 	<p>The Adventures of Sherlock Holmes by Arthur Conan Doyle</p> 



¡La lista de lectura de verano es una actividad **obligatoria** que ayudará a mantener a los estudiantes interesados en la lectura y continuará desarrollando un amor por la lectura! Todas las tareas deben ser entregada al final de la primera semana del año escolar para un grado/nota. Los estudiantes deben leer 1 libro y completar un proyecto o tarea en la lista. Los libros están organizados desde fácil hasta más difícil. Trabaje con su hijo/hija para seleccionar el libro más apropiado. Para los grados K-1, los estudiantes pueden que necesiten ayuda de un padre para leer el libro. ¡Finalmente, se dará puntos de crédito adicionales y reconocimientos especiales para los estudiantes que completen las lecciones de iReady de lectura durante el verano!

Coat Hanger Book Report Mobile (Kindergarten)

After reading your book, you will create a mobile. With the mobile, you will be explaining the main events, characters, setting, and so much more! You will have five cards in total hanging from your mobile. The shapes and sizes of your cards are your decision. Each card needs to have information AND a picture. The picture should relate to the information on the card. *Each card should be clearly labeled and easy to identify. * Your mobile must include cards that explain:

1. Title and Author of the book you read. (this one card goes at the very top of the mobile)
2. Main Characters (at least two characters with a short description of each character)
3. Setting (time and place of the story)
4. Favorite Part of the story written in at least 2 complete sentences.
5. Opinion of the book and why you liked or did not like it.

I	4 Points	3 points	2 points	1 point
Title and author card	Title and author and a picture on a card, attached on the top of the hanger	Only 3 of the four items present: (title, author, picture, placement)	Only 2 of the items present: present (title, author, picture, placement)	Only 1 of the items present: present (title, author, picture, placement)
Main Characters	2 characters and descriptions and pictures of each	Missing one of the following: character, picture or a description	Missing two of the following: character, picture or a description	Missing three or more of the following: character, picture or a description
Setting	Provides time, place and picture of story	Missing one: time, place or picture	Missing two: time, place or picture	Missing all three, time, place or picture
Favorite part	Two complete sentences and picture.	Missing two complete sentences or picture.	Only a sentence or picture	Nothing present for favorite part
Opinion	Opinion written as a complete sentence and includes a picture	Opinion NOT written as a complete sentence and includes a picture	Opinion NOT written as a complete sentence OR does not include a picture	Missing opinion of book
Total points for each category				

Paper Bag Book Report (First Grade, Second Grade and Fourth Grade)

After reading your selected book, you will create a paper bag book report. You will need a brown paper grocery bag. You will make sure to include the following items on your bag:

- Front of bag:
 - The title of the book
 - The author of the book
 - Illustration showing the most important event in the book
 - A caption that explains the illustration
 - Your name
- Right side of bag
 - Three main characters from the book
 - Description of the characters to include character traits
 - Setting of the story (time and place)
- Back of bag
 - Summarize the main events in order (beginning middle and end)
 - Description of five items you placed inside the bag that are related to the story and your reasons why you chose those items
- Left side of bag
 - A paragraph that explains the problem in the story and how it was solved.
- Inside the bag
 - Place five (5) items that represent an important event in the book. Each item needs to be symbolic and you must have a description of each item on the back of the bag

Rubric for Paper Bag Book Report

	5 Points	4 points	3 points	2 points	1 point
Front of bag	All 5 items on front of bag	Only 4 of the 5 items on the bag	Only 3 of the 5 items on the bag	Only 2 of the 5 items on the bag	Only 1 of the 5 items on the bag
Right side of bag	3 characters, description and setting all present	Missing 1 of the characters, a description or the setting	Missing 2 of the characters, a description or the setting	Missing 3 of the characters, a description or the setting	Missing all the characters, a description or the setting
Back of bag	Provides complete summary and describes ALL 5 items	Missing a complete summary and describes ALL 5 items	Provides complete summary and describes 4 items	Provides complete summary and describes 1-3 items	Missing complete summary and does not have items
Left side of bag	Complete paragraph with problem and solution. No spelling or grammar mistakes	Complete paragraph with problem and solution. Minor spelling or grammar mistakes	Only gives problem and solution not in paragraph form	Only problem or only solution given	Nothing present on bag
Inside of bag	5 items	4 items	3 items	2 items	1 item
Total points for each category					

Video Book Report (Third Grade)

After reading your book, you are to create a You Tube style video to review the book.

The video should be between 1 to 3 minutes in length. You are to include the following information in your presentation:

- Introduction:
 - Give the title and author if the book.
 - Provide the main characters
 - State the problem in the book
- Summary:
 - Summarize the plot of the story but do not give away the ending (NO SPOILERS)
- Opinion
 - Provides a clear opinion with reasons and support
 - Makes a connection to personal experiences or other books
- Recommendation
 - Provides a clear recommendation statement with strong reasons
 - Book is recommended to specific readers
- Technology
 - Video is easy to watch and understand
 - Subject is centered on the screen
 - Presenter speaks clearly and at the camera
 - Video is 1 to 3 minutes in length

Rubric for Video Book Report

	5 Points	4 points	3 points	2 points	1 point
Introduction	(Gives title, author main characters and problem	Only 4 of the 5 items on the bag	Only 3 of the 5 items on the bag	Only 2 of the 5 items on the bag	Only 1 of the 5 items on the bag
Right side of bag	3 characters, description and setting all present	Missing 1 of the characters, a description or the setting	Missing 2 of the characters, a description or the setting	Missing 3 of the characters, a description or the setting	Missing all the characters, a description or the setting
Back of bag	Provides complete summary and describes ALL 5 items	Missing a complete summary and describes ALL 5 items	Provides complete summary and describes 4 items	Provides complete summary and describes 1-3 items	Missing complete summary and does not have items
Left side of bag	Complete paragraph with problem and solution. No spelling or grammar mistakes	Complete paragraph with problem and solution. Minor spelling or grammar mistakes	Only gives problem and solution not in paragraph form	Only problem or only solution given	Nothing present on bag
Inside of bag	5 items	4 items	3 items	2 items	1 item
Total points for each category					

Comic Strip Book Report (Fifth Grade)

For this book report, you will create a nine-panel comic strip (including the title box) based on a PART the book that you read. Your comic strip will include illustrations as well as text. Look at real comic strips for ideas! Make sure you follow the rubric entirely. Take pride in your work. Use your very best handwriting, add color and pictures, edit for spelling and grammar errors and pay attention to word choice. Neatness counts!

For your comic strip you will complete the following:

- List the most important events without giving away the ending of your book
- Provide captions for each panel of your comic strip
- List the main characters and represent them in the comic strip with pictures and actions reflective of their action in the book
- Landscape and props are included in the panels that are relevant to the story
- Spelling, grammar and punctuation are correct and error free.

http://www.readwritethink.org/files/resources/lesson_images/lesson195/comic-strip-rubric.pdf

You will use the attached link as your rubric

Diorama Book Report (Sixth Grade)

For your book report you are to create a diorama that represents your a specific scene within your book or it can be for the book in general. Try to use at least 3 levels of pictures and depths to create a 3-dimensional effect. You may use cutout hand drawings, or magazine clippings, or a combination of both to create your diorama. While you may use things like Legos and action figures, etc., they are not required! Below are the components your diorama must have.

- Outside of Box:
 - Covered in paper so that they type of box is not visible
- Top of box:
 - Student name, must include first and last names
 - Grade
 - Title of book
 - Name of Author
 - Genre of book
- Back of Box
 - A one paragraph description of the scene represented in the diorama. All 5 elements of the diorama much be described. All spelling and grammar must be correct.
- Inside the box
 - All surfaces must be covered. You may use paper, paint, magazine pictures and or drawings
 - At least 3 Characters from the book must be part of the scene. They should appear three dimensional and appearing to in the middle of action. You will need to label each character.
 - Props that are part of the scene/book must be present in the diorama

	5 Points	4 points	3 points	2 points	1 point
Outside of box	Exterior of box completely and neatly covered	Exterior of box covered but not neat	Most of exterior of box covered	Some of the exterior of box covered	None of the exterior of the box covered
Top of box	Complete student name, grade, Book Title, Author and genre (5 items)	4 of the 5 items present	3 of the 5 items present	2 of the 5 items present	1 of the 5 items present
Back of box	Provides complete summary and describes ALL 5 items and correct spelling/grammar	Missing a complete summary and describes ALL 5 items OR 1-3 spelling/grammar errors	Provides complete summary and describes 4 items OR 4-7 spelling/grammar errors	Provides complete summary and describes 1-3 items OR 8+ spelling/grammar errors	Missing complete summary and does not have items
Inside of box	(1pt) All surfaces covered (3pts) 3 characters included and labeled (1pt) Props that are part of the scene included	4 of the 5 items present	3 of the 5 items present	2 of the 5 items present	1 of the 5 items present
Total points for each category					

Design a Game Board Book Project (Seventh Grade)

Students will choose a book. The student will read the book and prepare a board game that relates to the book.

- The game board must include the following:
 - Using supplies found around the house create a game board.
 - Your name,
 - book title
 - author's name
 - genre of book
 - game title

Create at least 25 questions and answers for your game that relate to the book that you read. The questions must be somehow incorporated into playing the game.

At least 10 of the questions must be higher-order thinking questions.

1. What if.....?
2. I wonder.....
3. Make a prediction for what will happen to the characters after the story.
4. How did the character change?
5. Why did the character change?
6. Make a judgment about a certain character's actions. Give evidence from the text for your judgment.
7. How does the setting affect the plot?
8. What is the major theme of the story? Give text evidence from the text that supports the theme.
9. How does the author create suspense?
10. How do you connect to the story?

The format and purpose of your game must in some way relate to the book. Example: Game board is in the shape of a castle or the purpose is to escape the evil grandmother. Directions are created to explain how to play the game. Rules should be easy to understand

	5 Points	4 points	3 points	2 points	1 point
Game Board	All 5 items present	4 of the 5 items present	3 of the 5 items present	2 of the 5 items present	1 of the 5 items present
Questions	25 question /answer cards present	20-24 question /answer cards present	15-19 question /answer cards present	10-14 question /answer cards present	0-9 question /answer cards present
Higher order questions	10 questions are of higher order	8-9 questions are of higher order	6-7 questions are of higher order	4-5 questions are of higher order	0-3 questions are of higher order
Game format	Game board is related to the book. Pieces are relative to the game Purpose of the game relates to the book		Missing one of the three requirements		None of the three requirements are met
Rules of the game	(1) No spelling/ grammar errors (2) Who goes first? (3) How do players move? (4) How is the winner determined ? (5) Are the penalties for wrong answers?	4 of the 5 items present	3 of the 5 items present	2 of the 5 items present	1 of the 5 items present
Total points for each category					