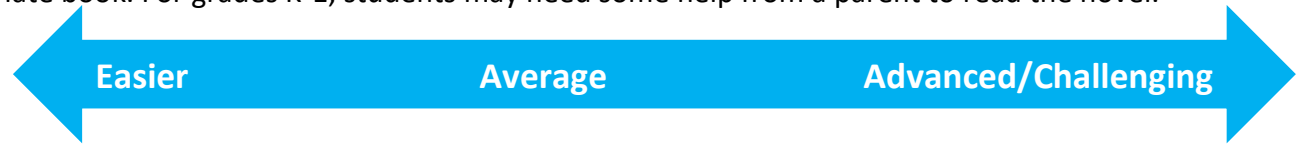














Summer 2021 Reading List

The summer reading list is a **highly recommended** activity that will help keep students engaged in reading and continue to develop a love for reading! All projects are due by the end of the first week of school for a grade. **Students should read 1 novel and complete the project listed.** Books are organized from easy to enrichment/challenging. Please work with your child to select the most appropriate book. For grades K-1, students may need some help from a parent to read the novel.



Entering Grade Level in Fall 2021	Assignment	Book Title and Author	Book Title and Author	Book Title and Author	Book Title and Author
Kindergarten	Mobile Book Report (plastic hanger)	The Pigeon HAS to Go to School! by Mo Willems 	Miss Bindergarten Takes a Field Trip with Kindergarten by Joseph Slate 	The Good Egg by Jory Jon and Pete Oswald 	
First Grade	Paper Bag Book Report	David Goes to School by David Shannon 	The Rainbow Fish 	Howard B Wigglebottom Learns to Listen By Howard Binkow 	
Second Grade	Paper Bag Book Report	The Summer Vacation from the Black Lagoon by Mike Thaler 	Flat Stanley His Original Adventure! by Jeff Brown 	Second Grade Here I Come by D.J. Steinberg 	Hockey Wars by Sam Lawrence & Ben Jackson 

Third Grade

Video Book
Report
Or
Paper Bag Book
Report

**My Weirder School
Special: Bummer in the
Summer** By Dan Gutman




**The Case of the Spooky
Sleepover** by James
Preller



Freckle Juice by Judy Blume



Frindle by Andrew
Clements



Fourth Grade

Paper Bag Book
Report
Or
Comic Strip


**Magic Tree House
Midnight on the Moon**
by Mary Pope Osborne




Paws Off, Cheddarface!
by Geronimo Stilton



Dear Mr. Rosenwald
by Carole Boston Weatherford




Charlotte's Web by
Garth Williams




Fifth Grade

Paper Bag Book
Report
Or
Comic Strip


Holes by Louis Sachar



James and the Giant
by Roald Dahl







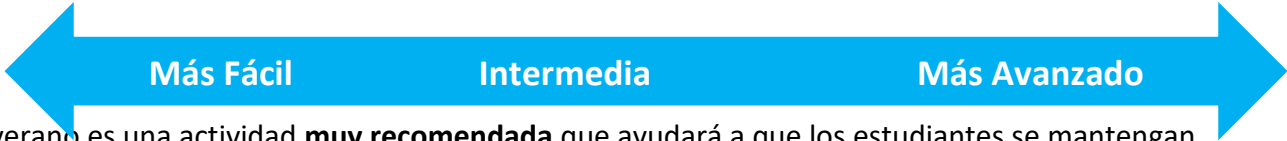
The Dreamer by
Pam Munoz Ryan



**The Chronicles of Narnia
Lion, Witch, Wardrobe**
by C.S. Lewis



<p>Sixth Grade</p>	<p>Diorama Or Correspond With Another Character</p>	<p>Messenger by Lois Lowery</p> 	<p>The Book Thief by Markus Zusak</p> 	<p>Tuck Everlasting by Natalie Babbitt</p> 	<p>Harry Potter (any of the books) by J.K. Rowling</p> 
<p>Seventh Grade</p>	<p>Design a Game Board Or Correspond With Another Character</p>	<p>Stand Tall by Joan Bauer</p> 	<p>One Crazy Summer By Rita Williams-Garcia</p> 	<p>The House on Mango Street by Sandra Cisneros</p> 	<p>Treasure Island by Robert Louis Stevenson</p> 
<p>Eighth Grade</p>	<p>Diorama Or Correspond With Another Character</p>	<p>Where the Red Fern Grows by Wilson Rawls</p> 	<p>Island of the Blue Dolphins by Scott O'Dell</p> 	<p>Code Talker: A Novel About the Navajo Marines of World War Two by Joseph Bruchac</p> 	<p>The Namesake by: Jhumpa Lahiri</p> 



¡La lista de lectura de verano es una actividad **muy recomendada** que ayudará a que los estudiantes se mantengan interesados en la lectura y continúen desarrollando el amor por la lectura! Todos los proyectos vencen al final de la primera semana de clases para un grado. Los estudiantes **deben leer 1 novela y completar el proyectos enumerados**. Los libros están organizados desde fáciles hasta enriquecedores / desafiantes. Trabaje con su hijo para seleccionar el libro más apropiado. Para los grados K-1, los estudiantes pueden necesitar la ayuda de un padre para leer la novela.

Coat Hanger Book Report Mobile (Kindergarten)

After reading your book, you will create a mobile. With the mobile, you will be explaining the main events, characters, setting, and so much more! You will have five cards in total hanging from your mobile. The shapes and sizes of your cards are your decision. Each card needs to have information AND a picture. The picture should relate to the information on the card. *Each card should be clearly labeled and easy to identify. * Your mobile must include cards that explain:

1. Title and Author of the book you read. (this one card goes at the very top of the mobile)
2. Main Characters (at least two characters with a short description of each character)
3. Setting (time and place of the story)
4. Favorite Part of the story written in at least 2 complete sentences.
5. Opinion of the book and why you liked or did not like it.

	4 Points	3 Points	2 Points	1 Point
Title and Author Card	Title and author and a picture on a card, attached on the top of the hanger	Only 3 of the four items present: (title, author, picture, placement)	Only 2 of the items present: present (title, author, picture, placement)	Only 1 of the items present: present (title, author, picture, placement)
Main Characters	2 characters and descriptions and pictures of each	Missing one of the following: character, picture, or a description	Missing two of the following: character, picture, or a description	Missing three or more of the following: character, picture, or a description
Setting	Provides time, place, and picture of story	Missing one: time, place, or picture	Missing two: time, place, or picture	Missing all three, time, place, or picture
Favorite Part	Two complete sentences and picture.	Missing two complete sentences or picture.	Only a sentence or picture	Nothing present for favorite part
Opinion	Opinion written as a complete sentence and includes a picture	Opinion NOT written as a complete sentence and includes a picture	Opinion NOT written as a complete sentence OR does not include a picture	Missing opinion of book
Total Points for Each Category				

Paper Bag Book Report (First Grade through Fourth Grade)

After reading your selected book, you will create a paper bag book report. You will need a brown paper grocery bag. You will make sure to include the following items on your bag:

- **Front of bag:**
 - The title of the book
 - The author of the book
 - Illustration showing the most important event in the book ○ A caption that explains the illustration
 - Your name
- **Right side of bag**
 - Three main characters from the book
 - Description of the characters to include character traits
 - Setting of the story (time and place)
- **Back of bag**
 - Summarize the main events in order (beginning middle and end)
 - Description of five items you placed inside the bag that are related to the story and your reasons why you chose those items
- **Left side of bag**
 - A paragraph that explains the problem in the story and how it was solved.
- **Inside the bag**
 - Place five (5) items that represent an important event in the book. Each item needs to be symbolic, and you must have a description of each item on the back of the bag

Rubric for Paper Bag Book Report

	5 Points	4 Points	3 Points	2 Points	1 Point
Front of Bag	All 5 items on front of bag	Only 4 of the 5 items on the bag	Only 3 of the 5 items on the bag	Only 2 of the 5 items on the bag	Only 1 of the 5 items on the bag
Right Side of Bag	3 characters, description and setting all present	Missing 1 of the characters, a description, or the setting	Missing 2 of the characters, a description, or the setting	Missing 3 of the characters, a description, or the setting	Missing all the characters, a description, or the setting
Back of Bag	Provides complete summary and describes ALL 5 items	Missing a complete summary and describes ALL 5 items	Provides complete summary and describes 4 items	Provides complete summary and describes 3 items	Missing complete summary and does not have items
Left Side of Bag	Complete paragraph with problem and solution. No spelling or grammar mistakes	Complete paragraph with problem and solution. Minor spelling or grammar mistakes	Only gives problem and solution not in paragraph form	Only problem or only solution given	Nothing present on bag
Inside of Bag	5 items	4 items	3 items	2 items	1 item
Total Points for Each Category					

Video Book Report (Third Grade)

After reading your book, you are to create a You Tube style video to review the book. The video should be between 1 to 3 minutes in length.

You are to include the following information in your presentation:

- **Introduction:**
 - Give the title and author if the book.
 - Provide the main characters
 - State the problem in the book
- **Summary:**
 - Summarize the plot of the story but do not give away the ending
- **Opinion**
 - Provides a clear opinion with reasons and support
 - Makes a connection to personal experiences or other books
- **Recommendation**
 - Provides a clear recommendation statement with strong reasons
 - Book is recommended to specific readers
- **Technology**
 - Video is easy to watch and understand
 - Subject is centered on the screen
 - Presenter speaks clearly and at the camera
 - Video is 1 to 3 minutes in length

Rubric for Video Book Report

	5 Points	4 Points	3 Points	2 Points	1 Point
Introduction	(Gives title, author main characters and problem)	Only 4 of the 5 items on the bag	Only 3 of the 5 items on the bag	Only 2 of the 5 items on the bag	Only 1 of the 5 items on the bag
Right Side of Bag	3 characters, description and setting all present	Missing 1 of the characters, a description, or the setting	Missing 2 of the characters, a description, or the setting	Missing 3 of the characters, a description, or the setting	Missing all the characters, a description, or the setting
Back of Bag	Provides complete summary and describes ALL 5 items	Missing a complete summary and describes ALL 5 items	Provides complete summary and describes 4 items	Provides complete summary and describes 1-3 items	Missing complete summary and does not have items
Left side of Bag	Complete paragraph with problem and solution. No spelling or grammar mistakes	Complete paragraph with problem and solution. Minor spelling or grammar mistakes	Only gives problem and solution not in paragraph form	Only problem or only solution given	Nothing present on bag
Inside of Bag	5 items	4 items	3 items	2 items	1 item
Total Points for Each Category					

Comic Strip Book Report (Fourth & Fifth Grade)

For this book report, you will create a nine-panel comic strip (including the title box) based on a PART the book that you read. Your comic strip will include illustrations as well as text. Look at real comic strips for ideas! Make sure you follow the rubric entirely. Take pride in your work. Use your very best handwriting, add color and pictures, edit for spelling and grammar errors, and pay attention to word choice. Neatness counts!

For your comic strip you will complete the following:

- List the most important events without giving away the ending of your book
- Provide captions for each panel of your comic strip
- List the main characters and represent them in the comic strip with pictures and actions reflective of their action in the book
- Landscape and props are included in the panels that are relevant to the story
- Spelling, grammar, and punctuation are correct and error free.

Rubric for Comic Strip Reports

	5 Points	4 Points	3 Points	2 Points
Choice of Scenes	Lists all the most important events that occur in the book without revealing the conclusion.	Lists most of the important events in the book without revealing the conclusion but misses 2 or 3 major events.	Lists most of the important events in the book, but either highlights unimportant points or reveals the conclusion.	Lists some events in the book, but information is incomplete or focused on less important points.
Captions	Captions are related to the scenes and the book, and the connections are easy to understand.	Captions are related to the scenes and the book, and most connections are easy to understand.	Captions are related to the scenes and the book, but the connections are less obvious.	Captions do not relate well to the scenes. There seems to be no connection or connections are very general.
Characters	The main characters are clearly identified, and their actions and dialogue are well-matched to their actions and dialogue in the book.	The main characters are clearly identified, and their actions and dialogue match actions and dialogue in the book.	The main characters are identified, but actions and dialogue are too general to show their relationship to the book.	It is hard to tell who the main characters are, or main characters in the comic are not the main characters in the book.
Landscape and Props	Landscape and props are directly related to the theme or purpose of the book and enhance understanding of the scene.	Landscape and props are directly related to the theme or purpose of the book.	Landscape and props are generally related to the theme or purpose of the book.	Landscape and props seem randomly chosen OR distract the reader.
Spelling, Punctuation, and Grammar	There are no spelling, punctuation, or grammar errors.	There are 1-3 spelling, punctuation, or grammar errors.	There are 4-5 spelling, punctuation, and grammar errors.	There are more than 5 spelling, punctuation, and grammar errors.

Diorama Book Report (Sixth & Eighth Grade)

For your book report you are to create a diorama that represents a specific scene within your book, or it can be for the book in general. Try to use at least 3 levels of pictures and depths to create a 3-dimensional effect. You may use cutout hand drawings, or magazine clippings, or a combination of both, to create your diorama.

While you may use things like Legos and action figures, etc., they are not required!

Below are the components your diorama must have.

- Outside of Box:
 - Covered in paper so that they type of box is not visible
- Top of Box:
 - Student name, must include first and last names
 - Grade
 - Title of book
 - Name of Author
 - Genre of book
- Back of Box
 - A one paragraph description of the scene represented in the diorama. All 5 elements of the diorama must be described. All spelling and grammar must be correct.
- Inside the Box
 - All surfaces must be covered. You may use paper, paint, magazine pictures and/or drawings.
 - At least 3 Characters from the book must be part of the scene. They should appear three dimensional and appearing in the middle of action. You need to label each character.
 - Props that are part of the scene/book must be present in the diorama

Rubric for Diorama

	5 Points	4 Points	3 Points	2 Points	1 Point
Outside of Box	Exterior of box completely and neatly covered	Exterior of box covered but not neat	Most of exterior of box covered	Some of the exterior of box covered	None of the exterior of the box covered
Top of Box	Complete student name, grade, Book Title, Author, and genre (5 items)	4 of the 5 items present	3 of the 5 items present	2 of the 5 items present	1 of the 5 items present
Back of Box	Provides complete summary and describes ALL 5 items and correct spelling/grammar	Missing a complete summary and describes ALL 5 items OR 1-3 spelling/grammar errors	Provides complete summary and describes 4 items OR 4-7 spelling/grammar errors	Provides complete summary and describes 1-3 items OR 8+ spelling/grammar errors	Missing complete summary and does not have items
Inside of Box	(1pt) All surfaces covered (3pts) 3 characters included and labeled (1pt) Props that are part of the scene included	4 of the 5 items present	3 of the 5 items present	2 of the 5 items present	1 of the 5 items present
Total Points for Each Category					

Design a Game Board Book Project (Seventh Grade)

Students will choose a book. The student will read the book and prepare a board game that relates to the book.

- **The game board must include the following:**
 - Using supplies found around the house create a game board
 - Your name
 - Book Title
 - Author's Name
 - Genre of Book
 - Game title

Create at least 25 questions and answers for your game that relate to the book that you read. The questions must be somehow incorporated into playing the game.

At least 10 of the questions must be higher-order thinking questions.

1. What if.....?
2. I wonder.....
3. Make a prediction for what will happen to the characters after the story.
4. How did the character change?
5. Why did the character change?
6. Make a judgement about a certain character's actions. Give evidence from the text for your judgement.
7. How does the setting affect the plot?
8. What is the major theme of the story? Give text evidence from the text that supports the theme.
9. How does the author create suspense?
10. How do you connect to the story?

The format and purpose of your game must in some way relate to the book. Example: Game board is in the shape of a castle, or the purpose is to escape the evil grandmother. Directions are created to explain how to play the game. Rules should be easy to understand.

Rubric for Game Board

	5 Points	4 Points	3 Points	2 Points	1 Point
Game Board	All 5 items present	4 of the 5 items present	3 of the 5 items present	2 of the 5 items present	1 of the 5 items present
Questions	25 question /answer cards present	20-24 question /answer cards present	15-19 question /answer cards present	10-14 question /answer cards present	0-9 question /answer cards present
Higher Order Questions	10 questions are of higher order	8-9 questions are of higher order	6-7 questions are of higher order	4-5 questions are of higher order	0-3 questions are of higher order
Game Format	Game board is related to the book. Pieces are relative to the game Purpose of the game relates to the book		Missing one of the three requirements		None of the three requirements are met
Rules of the Game	<ul style="list-style-type: none"> (1) No spelling/ grammar errors (2) Who goes first? (3) How do players move? (4) How is the winner determined ? (5) Are the penalties for wrong answers? 	4 of the 5 items present	3 of the 5 items present	2 of the 5 items present	1 of the 5 items present
Total Points for Each Category					

Correspond With Another Character Book Report (Sixth through Eighth Grade)

For this book report, you will pretend that you are one character in the book. Write a letter to another character to express your appreciation, respect, or disappointment. Your letter may explain how you feel about someone in the story or something that happened in the story. Feel free to tell us details about your thoughts and feelings (as the character) that we did not find out from the book. You can assume the character writing the letter knows the other character that will receive the letter and knows a little about what has happened to that character.

An alternative: You may assume that your character does not know about what has happened to the other character and is asking questions to find out.

Below are the components your letter must have:

PARTS OF THE LETTER

Heading This includes the address, line by line, with the last line being the date.

Greeting/Salutation The greeting always ends with a comma. The greeting may be formal, beginning with the word "Dear" and using the person's given name or relationship, or it may be informal if appropriate.

Body This is the main text, which includes the message written. The tone of the letter is expressed and often includes news and invitations.

Closing This short expression is always a few words on a single line. It ends in a comma.

Signature Line There is a typed or printed name added here.

Postscript If your letter contains a postscript, begin it with "P.S." and end it with your initials.

Rubric for Correspondence/Letter

	4 Points	3 Points	2 Points	1 Point
Ideas and Understanding	<p>All parts of your reading response reflect that you read and understood beyond the literal level and addresses possible themes.</p> <p>Your response consistently expresses ideas in the text to demonstrate understanding through analysis, synthesis, and evaluation.</p>	<p>Most of your reading response reflects that you read and understood at or beyond the literal level.</p> <p>Most of your response synthesizes, analyzes, and expresses key ideas in the texts to demonstrate understanding</p>	<p>Aspects of your reading response reflect that you understood at the literal level, but you need to do more analysis, make connections, and support interpretations.</p> <p>Your response is unsupported in many sections and minimally summarizes, paraphrases, or expresses key ideas in the texts to demonstrate your understanding.</p>	<p>Your reading response needs much more evidence to confirm that you read and understood the text.</p> <p>Your response should be revised to summarize, paraphrase or express key ideas in the texts to demonstrate understanding</p>
Parts of the Letter	<p>All parts of a letter are included with full and complete thoughts. The body has at least two paragraphs. The letter flows with a clear idea and message that in cohesive to the book and characters</p>	<p>Most parts of a letter are included with full and complete thoughts. The body has at least two paragraphs. The letter flows with a clear idea and message that in cohesive to the book and characters</p>	<p>Some parts of a letter are included with and complete thoughts. Message is clear. Letter is one paragraph in length.</p>	<p>Parts of the letter are either missing or not in the correct order. Message is not focused. Ideas wander. The reader may have to infer at times.</p>
Total Points for Each Category				